



Top Infrared LED

MODEL NO : HIR67-23C/L11/TR8

■ Features :

- High radiant intensity
- Peak wavelength $\lambda_p=850\text{nm}$
- View angle 130°
- High reliability
- Small double-end package

■ Description :

- HIR67-23C/L11/TR8 is an infrared emitting diode in miniature SMD package which is molded in a water clear plastic with flat top view lens. The device is spectrally matched with silicon photodiode and phototransistor.

■ Applications :

- Infrared source in tactile keyboard
- IR diode in low space application
- High performance PCB mounted infrared sensor

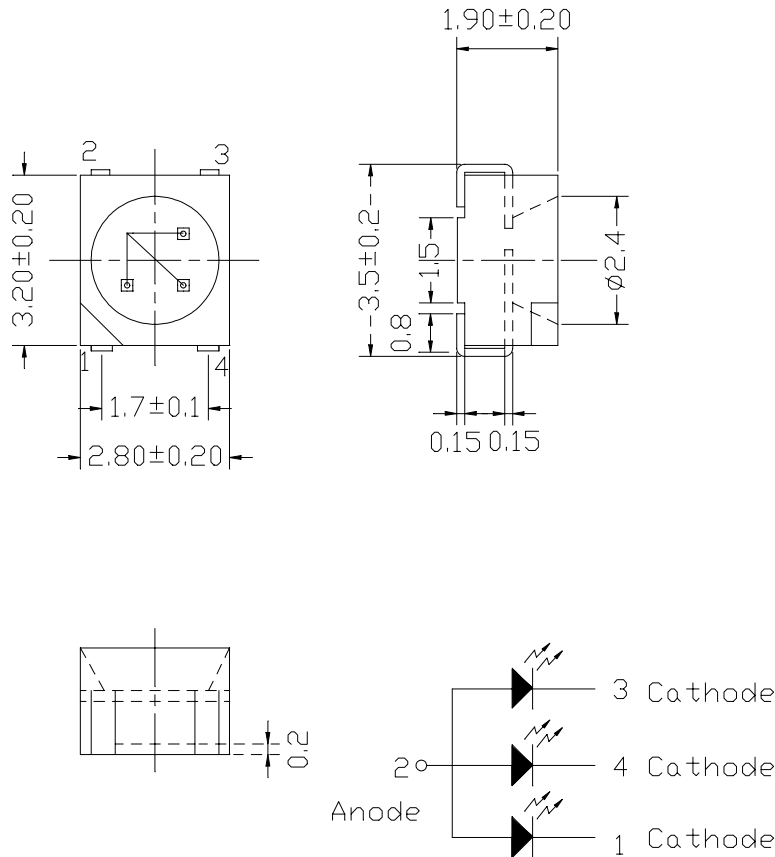
PART NO.	CHIP	LENS COLOR
	MATERIAL	
HIR	GaAlAs	Water Clear



Top Infrared LED

MODEL NO : HIR67-23C/L11/TR8

Package Dimensions :



Notes :

1. All dimensions are in millimeter.
2. General tolerance: ± 0.1 mm
3. Lens color : Water Clear.
4. Above specification may be changed without notice. EVERLIGHT will reserve authority On material change for above specification.
5. These specification sheets include materials protected under copyright of EVERLIGHT corporation . Please don't reproduce or cause anyone to reproduce them without EVERLIGHT's consent.
6. When using this product , please observe the absolute maximum ratings and the instructions for use outlined in these specification sheets. EVERIGHT assumes no responsibility for any damage resulting from use of the product which does not comply with the absolute maximum ratings and the instructions included in these specification sheets.



Top Infrared LED

MODEL NO : HIR67-23C/L11/TR8

■ Absolute Maximum Ratings at Ta = 25°C

Parameter	Symbol	Rating	Unit	Notice
Continuous Forward Current	I_F	65	mA	
Peak Forward Current Pulse width=100 μ s,Duty cycle=1%	I_{FP}	1.0	A	
Reverse Voltage	V_R	5	V	
Operating Temperature	Topr	-25 to+85	°C	
Storage Temperature	Tstg	-40 to+85	°C	
Soldering Temperature	Tsol	260	°C	
Power Dissipation at(or below) 25°C Free Air Temperature	Pd	130	mW	

■ Electronic Optical Characteristics :

Parameter	Symbol	Min.	Typ.	Max.	Unit	Condition
Radiant Intensity	Ee	3.0	6.0	---	mW/sr	$I_F=60\text{mA}$
		---	25	---		$I_F=300\text{mA}, t_p=100 \mu\text{s}, t_p/T=0.01$
Peak Wavelength	λ_p	---	850	---	nm	$I_F=20\text{mA}$
Spectral Bandwidth	$\Delta \lambda$	---	45	---	nm	$I_F=20\text{mA}$
Forward Voltage	V_F	---	1.45	1.65	V	$I_F=20\text{mA}$
		---	1.80	2.40		$I_F=100\text{mA}, t_p=100 \mu\text{s}, t_p/T=0.01$
		---	4.10	5.25		$I_F=1\text{A}, t_p=100 \mu\text{s}, t_p/T=0.01$
Reverse Current	I_R	---	---	10	μA	$V_R=5\text{V}$
View Angle	$2\theta_{1/2}$	---	130	---	deg	$I_F=20\text{mA}$

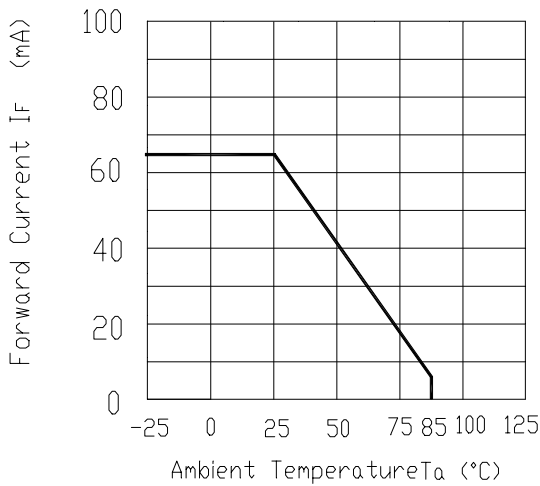


Top Infrared LED

MODEL NO : HIR67-23C/L11/TR8

■ Typical Electrical/Optical/Characteristics Curves

Fig. 1 Forward Current vs. Ambient Temperature



Relative Radiant Intensity (%)

Fig. 2 Spectral Distribution

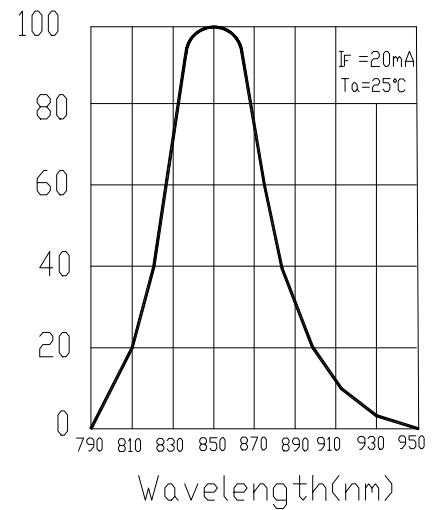


Fig. 3 Peak Emission Wavelength vs. Ambient Temperature

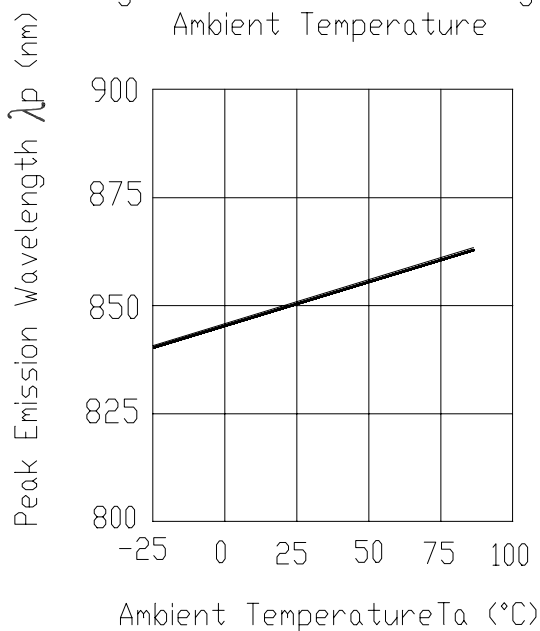
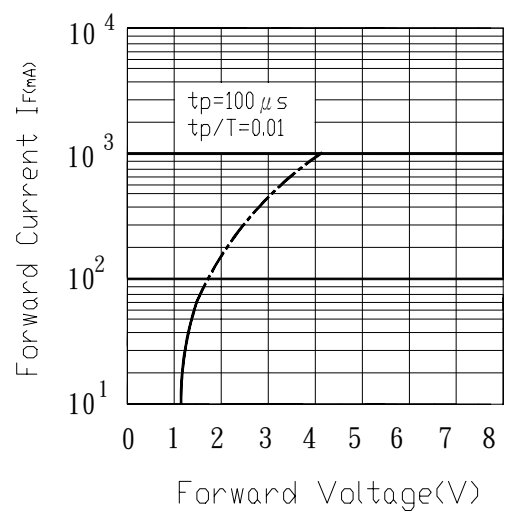


Fig. 4 Forward Current vs. Forward Voltage





Top Infrared LED

MODEL NO : HIR67-23C/L11/TR8

■ Typical Electrical/Optical/Characteristics Curves

Fig. 5 Relative Intensity vs. Forward Current

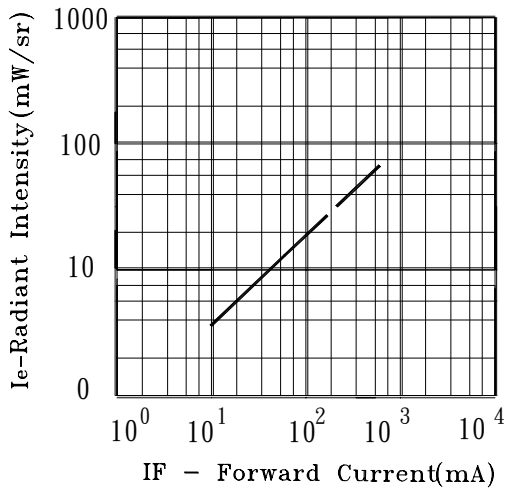


Fig. 6 Relative Radiant Intensity vs. Angular Displacement

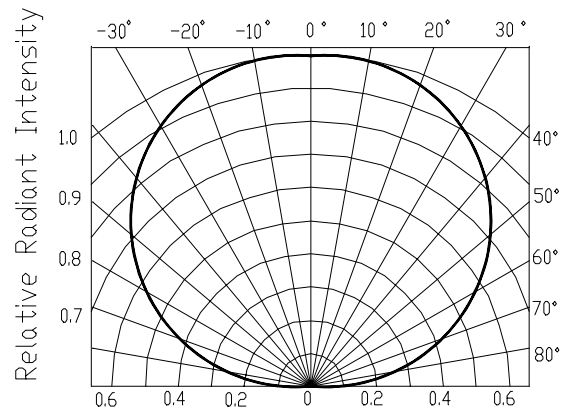


Fig. 7 Relative Intensity vs. Ambient Temperature

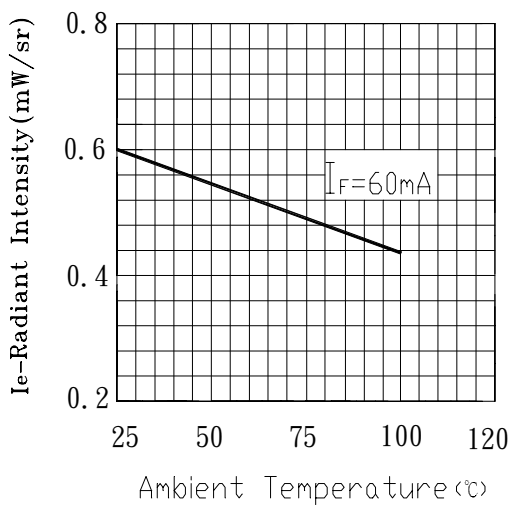
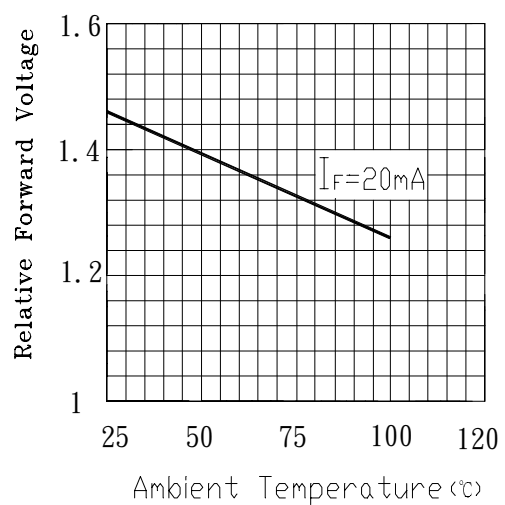


Fig. 8 Forward Current vs. Ambient Temperature





EVERLIGHT ELECTRONICS CO., LTD.

DEVICE NUMBER : DTH-672-001 REV : 1.1
 ECN : _____ PAGE : 6/8

Top Infrared LED



MODEL NO : HIR67-23C/L11/TR8

■ Reliability Test Item And Condition

The reliability of products shall be satisfied with items listed below.

Confidence level:90%

LTPD:10%

NO.	Item	Test Conditions	Test Hours/ Cycles	Sample Size	Failure Judgement Criteria	Ac/Re
1	REFLOW	TEMP : 240°C ± 5 °C 5 secs	6 mins	22 pcs	More than 90% of lead to be covered by soldering	0/1
2	Temperature Cycle	H : +85°C 30 mins  L : -55°C 30 mins	50 cycles	22 pcs	$I_R \geq U \times 2$ $E_e \leq L \times 0.8$ $V_F \geq U \times 1.2$	0/1
3	Thermal Shock	H : +100°C 5 mins  L : -10°C 5 mins	50 cycles	22 pcs	U :Upper specification limit L :Lower specification limit	0/1
4	High Temperature Storage	TEMP. : +100°C	1000 hrs	22 pcs		0/1
5	Low Temperature Storage	TEMP. : -55°C	1000 hrs	22 pcs		0/1
6	DC Operating Life	$I_F = 20\text{mA}$	1000 hrs	22 pcs		0/1
7	High Temperature / High Humidity	85°C / 85% R.H.	1000 hrs	22 pcs		0/1

Top Infrared LED

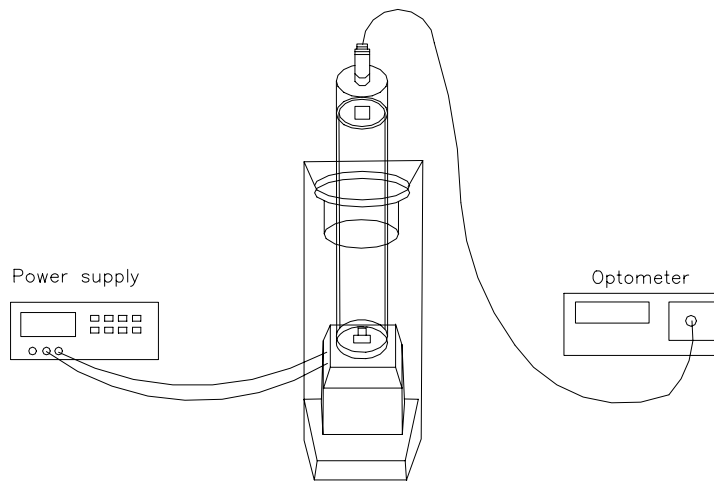
MODEL NO : HIR67-23C/L11/TR8

Test Method For Power :

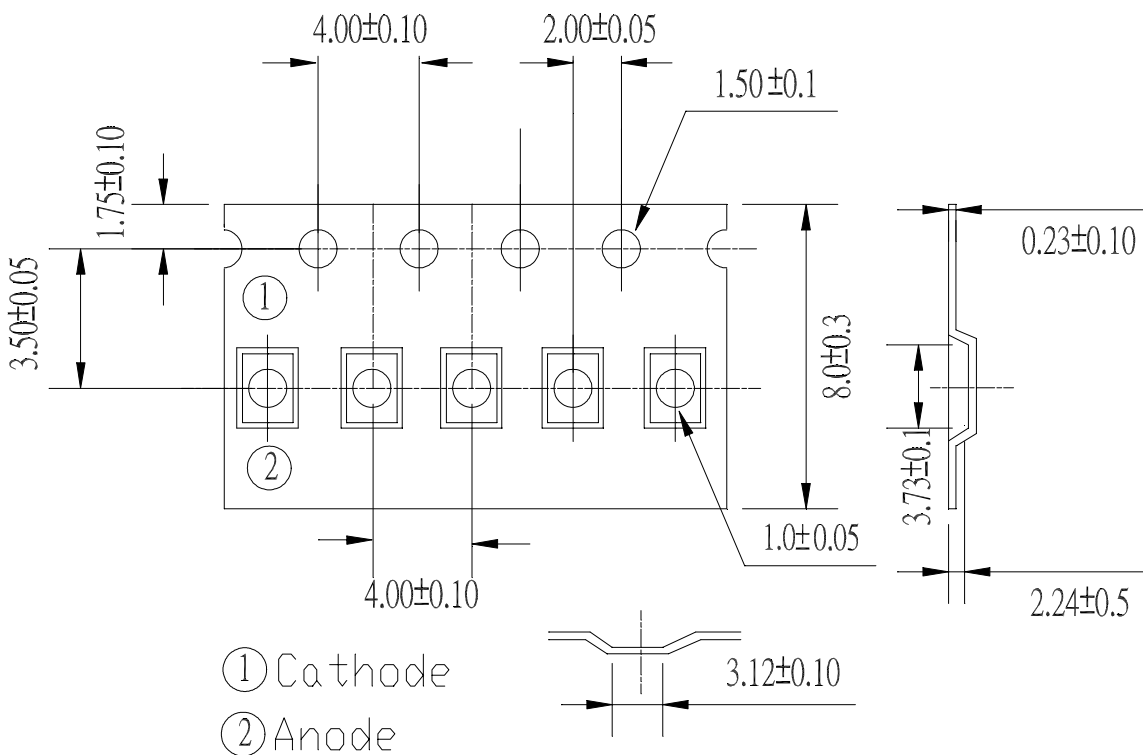
Condition : $I_f=20 \text{ mA}$

Test Item : Radiant Intensity

Unit : mW/sr



Taping Dimensions:





DEVICE NUMBER : DTH-672-001
ECN : _____

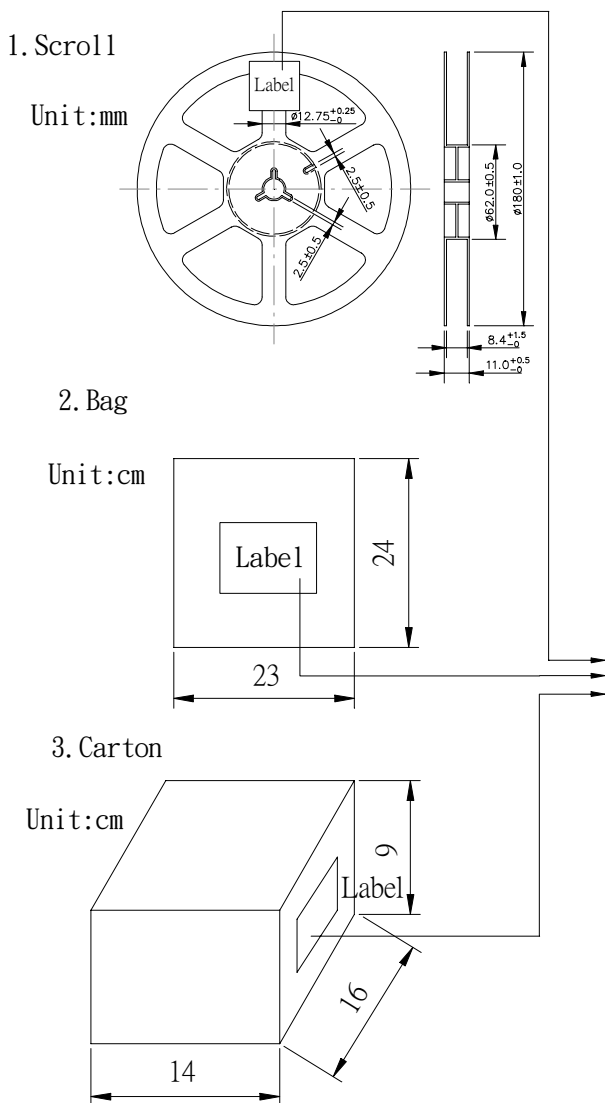
REV : 1.1
PAGE : 8/8

Top Infrared LED

HIR67-23C/L11/TR8

MODEL NO : _____

■ Packing Specifications



CPN:
P/N:
HIR67-23C/L11/TR8
QTY:
LOT NO:

CAT:
HUE:
REF:

MADE IN TAIWAN

CPN : Customer's Production Number
P/N : Production Number
QTY : Packing Quantity
CAT : Ranks
HUE : Peak Wavelength
REF : Reference
LOT NO : Lot Number
MADE IN TAIWAN : Production place

■ Packing Quantity Specification

- 1. 2000Pcs/1 Volume , 1 Volume/1Bag
- 2. 10Bags/1Carton